

**Nintendo® 64
Transfer Pak™
Instruction Booklet**

NINTENDO⁶⁴



Thank you for purchasing the Nintendo® 64 Transfer Pak™ Accessory for the Nintendo 64 system. Before using the N64 Transfer Pak, first read this instruction booklet. If, after reading the instructions and precautions, you have questions on using the N64 Transfer Pak or the N64® system, please call the Consumer Assistance Hotline at the telephone number listed below.

**NEED HELP WITH INSTALLATION,
MAINTENANCE OR SERVICE?**



Nintendo®

**AUTHORIZED REPAIR CENTERS™
1-800-255-3700**

MON. - SAT., 6:00 a.m. to 9:00 p.m.; SUN., 6:00 a.m. to 7:00 p.m., Pacific Time
(Times subject to change)

You can visit our web-site at www.nintendo.com for additional setup information, product news and game information.

This official seal is your assurance that Nintendo has reviewed this product and that it has met our standards for excellence in workmanship, reliability and entertainment value. Always look for this seal when buying games and accessories to ensure complete compatibility with your Nintendo product.

All Nintendo products are licensed by sale for use only with other authorized products bearing the Official Nintendo Seal of Quality®.



Emulation64.fr

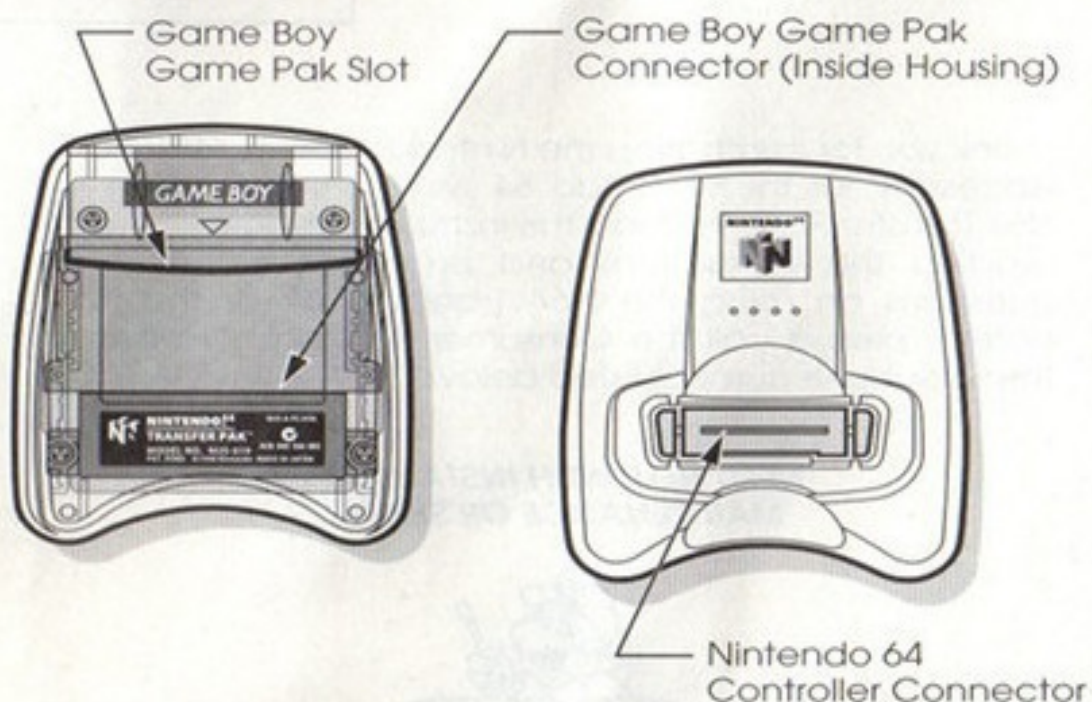


Nintendo - N64 Transfer Pak

⚠ WARNING

PLEASE CAREFULLY READ THE CONSUMER INFORMATION AND PRECAUTIONS BOOKLET INCLUDED WITH THE NINTENDO 64 SYSTEM OR GAME PAKS BEFORE USING THE N64 TRANSFER PAK. THIS BOOKLET CONTAINS IMPORTANT SAFETY INFORMATION.

NINTENDO 64 TRANSFER PAK



The Nintendo 64 Transfer Pak is a special accessory for your Nintendo 64 Controller. When inserted into the connector on the bottom of the controller, it allows you to use specially designed Nintendo Game Boy and N64 Game Paks together on your Nintendo 64 system.

Only Nintendo Game Boy and N64 Game Paks that have been specially designed for this purpose can be used with the N64 Transfer Pak. Look for information about compatibility with the N64 Transfer Pak on the individual Game Pak packaging.

Be sure to read the instruction booklet for the N64 Transfer Pak compatible Game Pak you are using for specific information on the N64 Transfer Pak.

TM, ® and the "N" logo are trademarks of Nintendo of America Inc.
©1999 Nintendo of America Inc. All Rights Reserved.

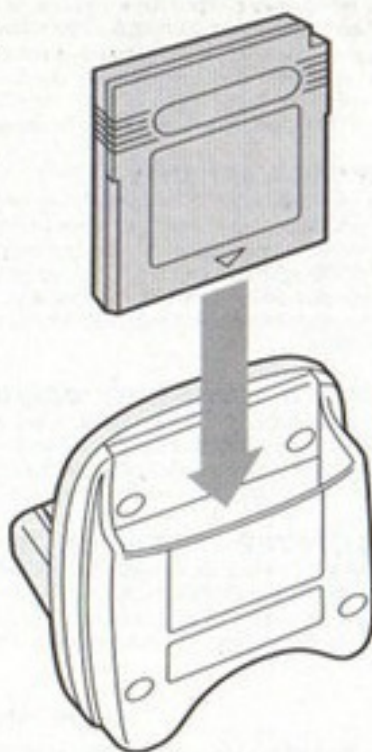
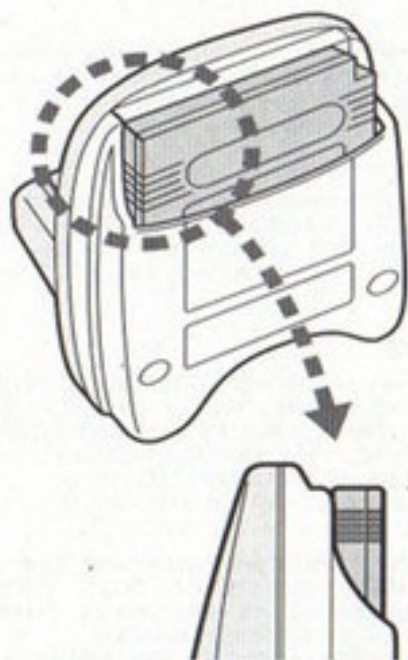
Emulation64.fr



Nintendo - N64 Transfer Pak

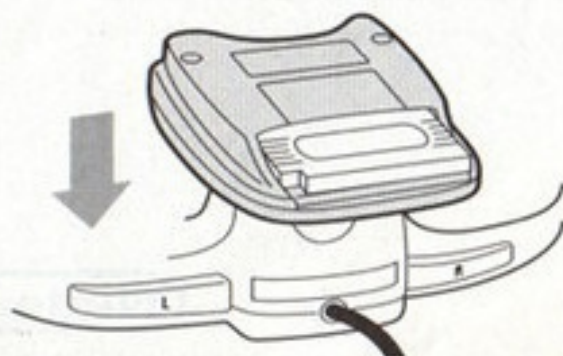
INSTALLING THE N64 TRANSFER PAK

1. Make sure that the power switch of the Nintendo 64 Control Deck is in the OFF position.
2. Insert a Game Boy Game Pak into the N64 Transfer Pak Game Pak slot. Make sure that it is fully inserted into the N64 Transfer Pak.



IMPORTANT: When fully inserted, the Game Pak will be level with flat edge on N64 Transfer Pak.

3. Insert the N64 Transfer Pak into the connector slot on the bottom of the N64 Controller until it "clicks" into place.



Nintendo - N64 Transfer Pak

4. Plug the Controller into the socket on the front of the Control Deck as shown.



5. Insert the Nintendo 64 Game Pak into the Game Pak Slot on the Control Deck.

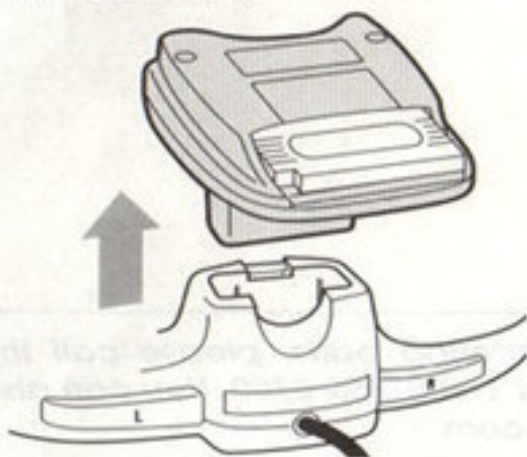


6. Turn the Power Switch to the ON position. Please see the instruction booklet for the Game Pak you are using for information on how the N64 Transfer Pak works with that specific game.



7. To remove the N64 Transfer Pak, first turn the N64® Power Switch OFF. Press and hold the lock release button on the bottom of the Controller while pulling the N64 Transfer Pak out of the connector slot.

Lock Release Button



Emulation64.fr



Nintendo - N64 Transfer Pak

TROUBLESHOOTING

If the N64 Transfer Pak does not appear to work properly, check the following:

- The power on the Control Deck is turned ON.
- Game Paks are inserted in both the Control Deck and the N64 Transfer Pak.
- The Controller is plugged into the proper controller socket on the front of the Control Deck.
- The N64 Transfer Pak is fully inserted into the bottom of the Controller.
- The Game Paks are designed to be used with the N64 Transfer Pak.

If the Game Boy Game Pak connector inside the N64 Transfer Pak becomes contaminated with foreign material, the following message will appear:

"There is a problem with the Game Boy Game Pak Connector. Please consult the N64 Transfer Pak Instruction Booklet."

If this occurs, the Game Pak and connector must be cleaned. Nintendo recommends that you use the Game Boy Cleaning Kit, which is available at all NINTENDO AUTHORIZED REPAIR CENTER™ locations, most Nintendo retail outlets or through the Consumer Assistance Hotline listed below.

If, after trying the above remedies, the problem persists, please contact **Nintendo Consumer Service at 1-800-255-3700**.

If you would like to order Nintendo parts, please call the Consumer Assistance Hotline at 1-800-255-3700. You can also order on-line at www.nintendo.com

Emulation64.fr



Warranty and Service Information

Rev. K

You may need only simple instructions to correct a problem with your product. Call the Consumer Assistance Hotline at 1-800-255-3700 rather than going to your retailer. Hours of operation are 6 a.m. to 9 p.m., Pacific Time, Monday - Saturday, and 6 a.m. to 7 p.m., Pacific Time, on Sundays (times subject to change). If the problem cannot be solved over the telephone, you will be offered express factory service through Nintendo or referred to the nearest NINTENDO AUTHORIZED REPAIR CENTERSM. Please do not send any products to Nintendo without calling us first.

HARDWARE WARRANTY

Nintendo of America Inc. ("Nintendo") warrants to the original purchaser that the hardware product shall be free from defects in material and workmanship for twelve (12) months from the date of purchase. If a defect covered by this warranty occurs during this warranty period, Nintendo or a NINTENDO AUTHORIZED REPAIR CENTER will repair the defective hardware product or component, free of charge. The original purchaser is entitled to this warranty only if the date of purchase is registered at point of sale or the consumer can demonstrate, to Nintendo's satisfaction, that the product was purchased within the last 12 months.

GAME PAK & ACCESSORY WARRANTY

Nintendo warrants to the original purchaser that the product (Game Paks and accessories) shall be free from defects in material and workmanship for a period of three (3) months from the date of purchase. If a defect covered by this warranty occurs during this three (3) month warranty period, Nintendo or a NINTENDO AUTHORIZED REPAIR CENTER will repair the defective product, free of charge.

SERVICE AFTER EXPIRATION OF WARRANTY

Please call the Consumer Assistance Hotline at 1-800-255-3700 for troubleshooting assistance and/or referral to the nearest NINTENDO AUTHORIZED REPAIR CENTER. In some instances, it may be necessary for you to ship the complete product, FREIGHT PREPAID AND INSURED FOR LOSS OR DAMAGE, to the nearest service location. Please do not send any products to Nintendo without calling us first.

WARRANTY LIMITATIONS

THIS WARRANTY SHALL NOT APPLY IF THIS PRODUCT: (a) IS USED WITH PRODUCTS NOT SOLD OR LICENSED BY NINTENDO (INCLUDING, BUT NOT LIMITED TO, NON-LICENSED GAME ENHANCEMENT AND COPIER DEVICES, ADAPTERS, AND POWER SUPPLIES); (b) IS USED FOR COMMERCIAL PURPOSES (INCLUDING RENTAL); (c) IS MODIFIED OR TAMPERED WITH; (d) IS DAMAGED BY NEGLIGENCE, ACCIDENT, UNREASONABLE USE, OR BY OTHER CAUSES UNRELATED TO DEFECTIVE MATERIALS OR WORKMANSHIP; OR (e) HAS HAD THE SERIAL NUMBER ALTERED, DEFACED OR REMOVED.

ANY APPLICABLE IMPLIED WARRANTIES, INCLUDING WARRANTIES OF MERCHANTABILITY AND FITNESS FOR A PARTICULAR PURPOSE, ARE HEREBY LIMITED IN DURATION TO THE WARRANTY PERIODS DESCRIBED ABOVE (12 MONTHS OR 3 MONTHS, AS APPLICABLE). IN NO EVENT SHALL NINTENDO BE LIABLE FOR CONSEQUENTIAL OR INCIDENTAL DAMAGES RESULTING FROM THE BREACH OF ANY IMPLIED OR EXPRESS WARRANTIES. SOME STATES DO NOT ALLOW LIMITATIONS ON HOW LONG AN IMPLIED WARRANTY LASTS OR EXCLUSION OF CONSEQUENTIAL OR INCIDENTAL DAMAGES, SO THE ABOVE LIMITATIONS MAY NOT APPLY TO YOU.

This warranty gives you specific legal rights, and you may also have other rights which vary from state to state. Nintendo's address is as set forth on the back cover of this booklet.

This warranty is only valid in the United States.

Nintendo

Nintendo of America Inc.
P.O. Box 957, Redmond, WA 98073-0957 U.S.A.

PRINTED IN JAPAN
Emulation64.fr

